



**Streets for Life**  
**MakeCyclingSafe**



**Streets for Life**  
**MakeWalkingSafe**



ASIA-PACIFIC  
ROAD SAFETY  
OBSERVATORY

# Welcome to Series 2

Priti Gautam, Senior Transport Specialist and Road Safety Lead  
Asian Development Bank

Follow  
APRSO



# Webinar Series 2 Overview

- This series focuses on the way in which road safety is aligned to the broader sustainability agenda, particularly in urban environments.
- Key areas of focus include:
  - Safer walking, cycling and active mobility
  - Road safety and climate change
  - E-mobility, safety and last mile connectivity
  - The critical role of speed for urban livelihoods and sustainability
  - Urban resilience, planning and safe transportation
  - Road safety as a core function in enabling access to education and employment



ASIA-PACIFIC ROAD SAFETY OBSERVATORY

ADB

CAREC

JFPR  
Japan Fund for Prosperous and Resilient Asia and the Pacific

From the People of Japan

ROAD SAFETY CAPACITY-BUILDING PROGRAM WEBINAR SERIES

## INNOVATIONS IN SAFE & SUSTAINABLE TRANSPORT

*Road Safety as part of Liveable and Resilient Cities*

**May-July 2025**

ONLINE TRAINING

APRSO  
www.aprso.org  
@aprsoweb

Streets for Life  
#MakeWalkingSafe

Streets for Life  
#MakeCyclingSafe

Follow APRSO



# Global Road Safety Week – Streets for Life Safer Walking and Cycling



In support of UN Global Road Safety Week, today's session focuses on enabling safer environments for **walking** and **cycling**.

By promoting walking and cycling, we encourage healthier, greener, and more sustainable transportation options that offer economic advantages and contribute to achieving **numerous Sustainable Development Goals**.



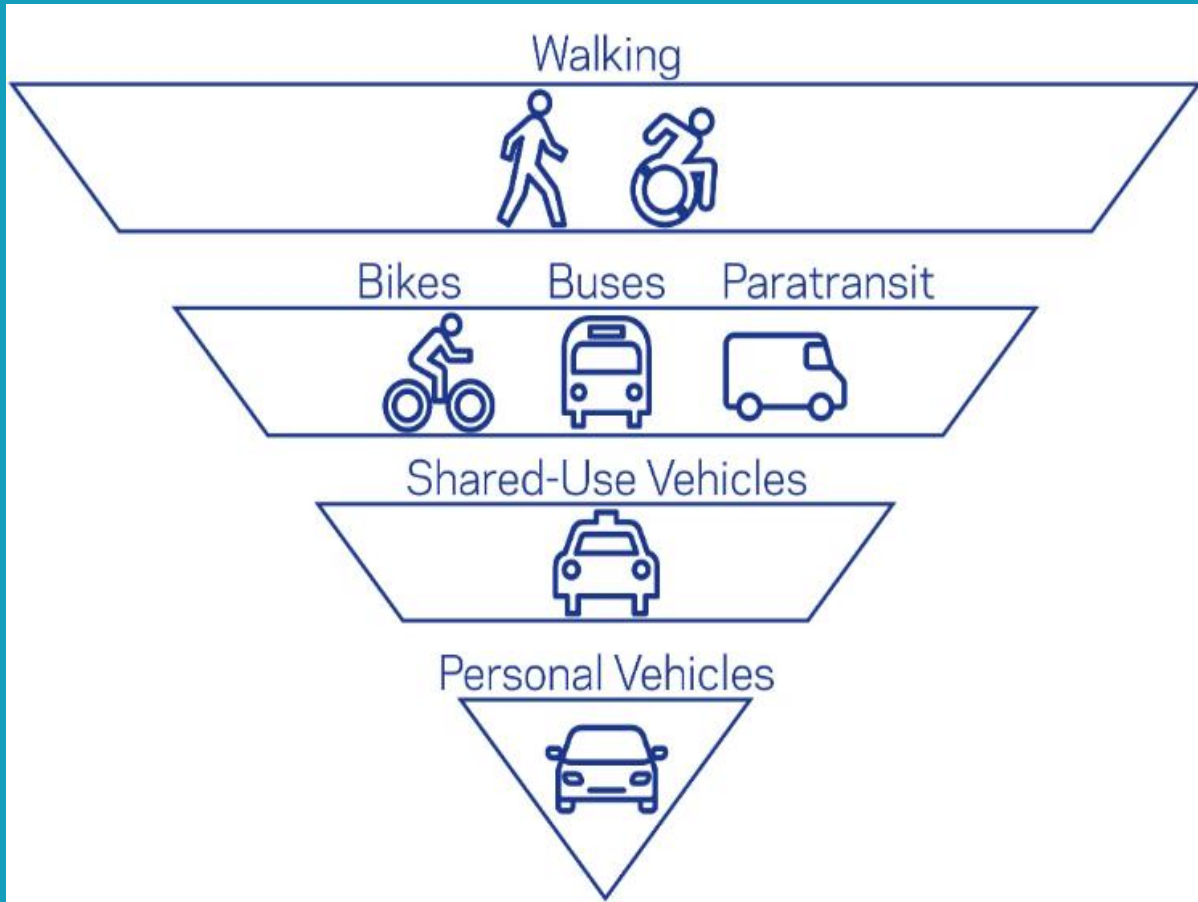
Pedestrians and Cyclists make up **25%** of all road deaths, globally.

In 2021, **33%** of all road fatalities involved pedestrians and cyclists in Asia-Pacific.

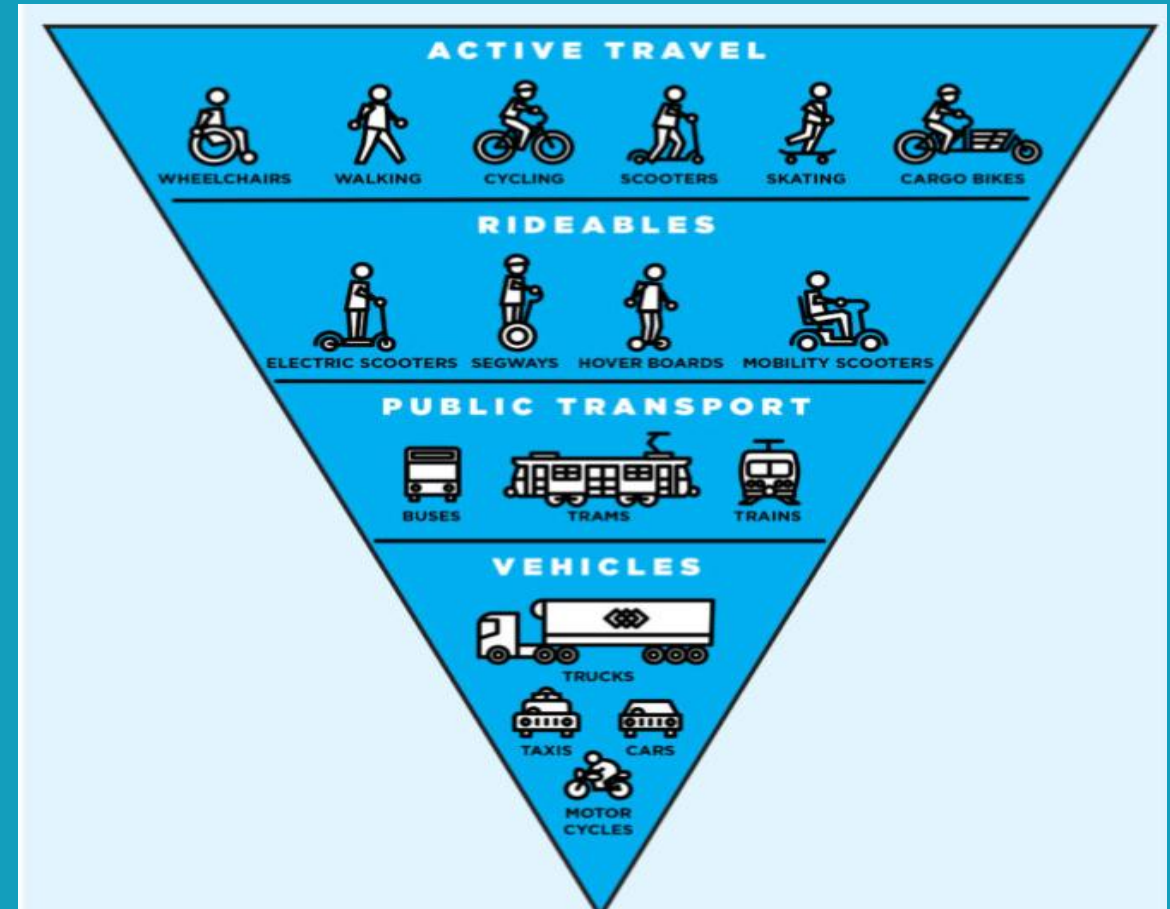
Follow  
APRSO



# Paradigm Shift: Prioritization



*The Traffic Pyramid*  
Source: NYC Street Design Manual



*The New Traffic Pyramid*  
Source: Bicycle Network



# Designing for Vulnerable Users

*Chennai, India*

*Source: The Times of India*



# People-Centric Design in Action



**Seoul, South Korea**  
*Source: Urban Design Lab*



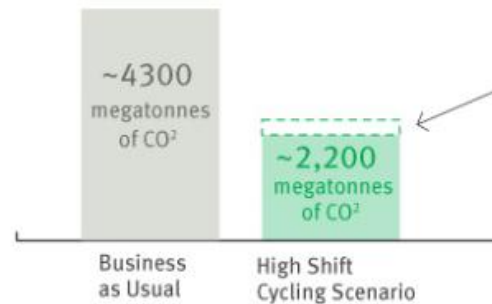


TODAY  
~7% of  
urban trips,  
globally, are taken by  
bicycle and e-bike.

If we shift to a modest  
23% of trips taken by bicycle

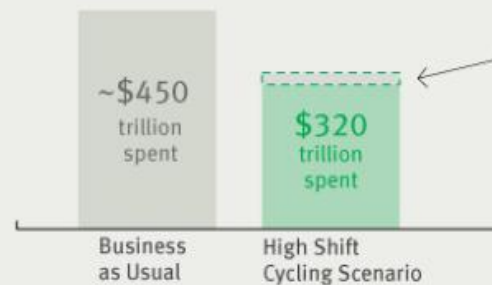
or e-bikes by 2050 as part of a comprehensive shift toward  
sustainable transport (mass transit, walking, and biking),  
and away from cars, then...

2050 EMISSIONS  
FROM URBAN TRANSPORT



We could avoid  
**~300** megatonnes  
of global CO<sub>2</sub> emissions,  
a 7% reduction in urban transport emissions  
over BAU due to cycling, as part of a 47% total  
reduction in the comprehensive HSC scenario

2015-2050 CUMULATIVE  
COSTS OF TRANSPORT



And save cities  
**\$25 trillion** USD  
over the next 35 years due to cycling



## The Broader Benefits of Active Mobility

Source: ITDP, Making the Economic  
Case for Cycling

Follow  
APRSO




# Health and Economic Returns

Source: ITDP, Making the Economic Case for Cycling

In Patna, India, a 15% increase in cycling mode share equates to 755 lives saved per year due to increased physical activity and \$166 million per year in healthcare savings.<sup>10</sup>



creates



Up to 34 state and local jobs



creates



Up to 8 state jobs

Infrastructure construction and maintenance for cars costs nearly \$1.5 billion per 1,000 passenger kilometers (PKM) globally, compared to bicycles at \$10.4 million per 1,000 PKM.<sup>28</sup>

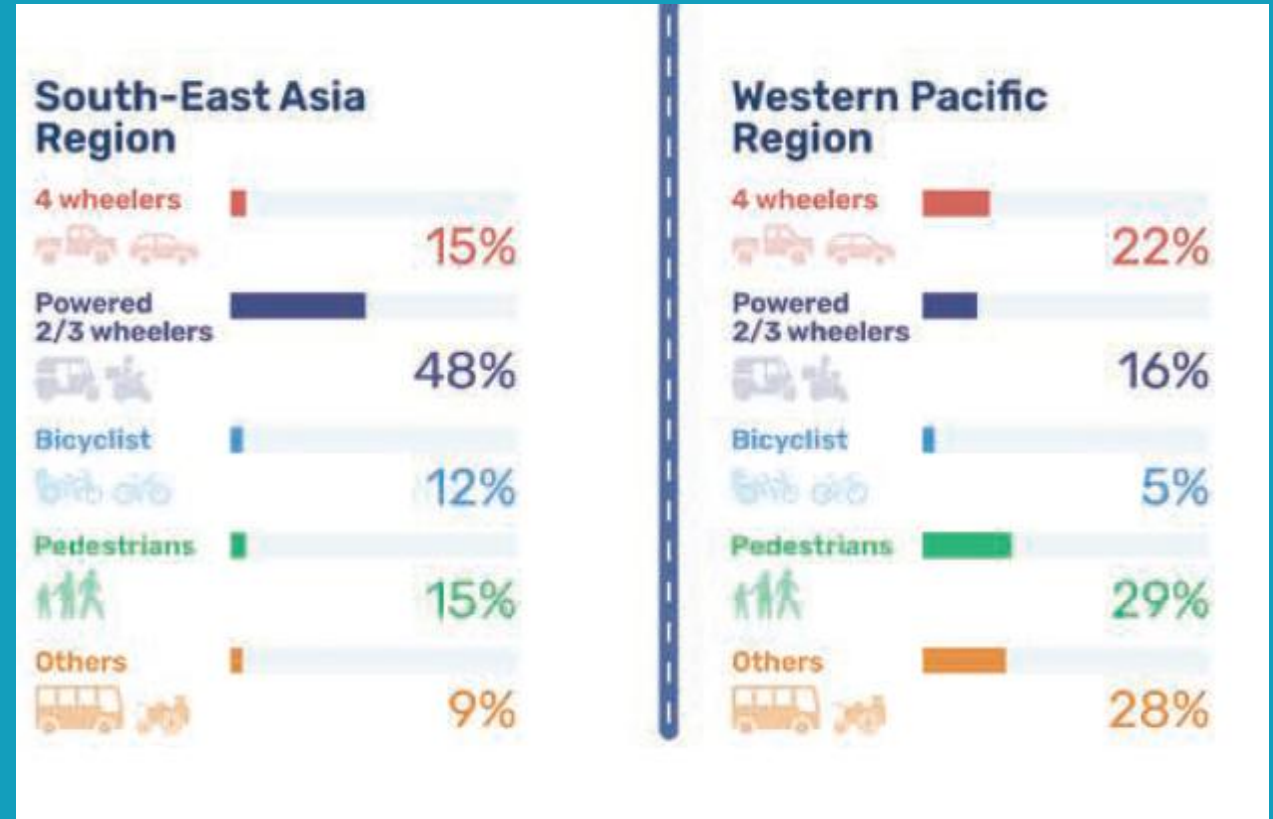
Follow  
APRSO



# Cost of Inaction

## From 2011 – 2020

- Pedestrian road deaths increased by 42% in the South-East Asia Region
- Cyclist road deaths increased by 88% in the Western Pacific region



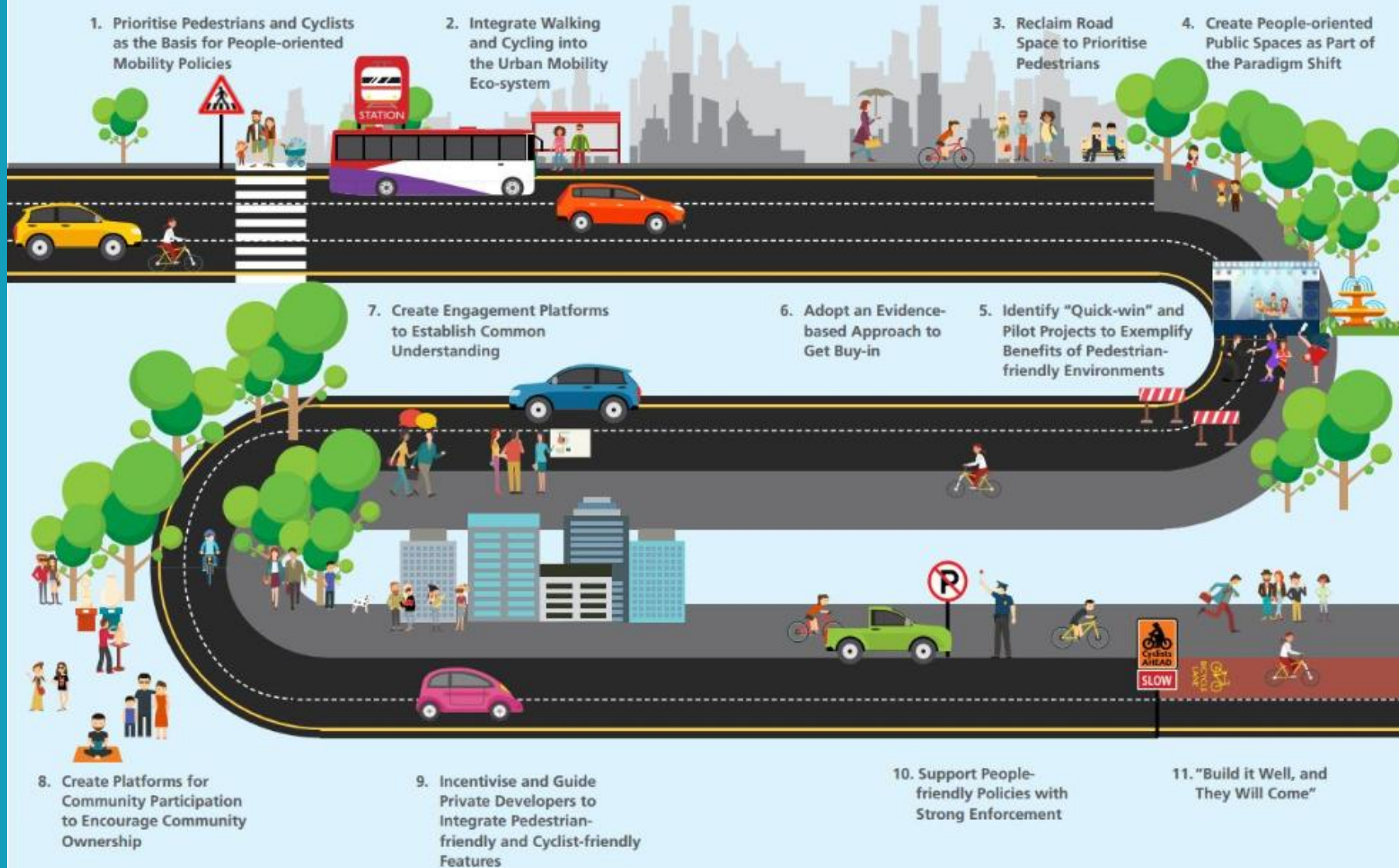
Source: WHO Global Status Report 2023

Follow  
APRSO



# Road Maps to “Streets for Life”

## Journey towards more Walkable and Bikeable Cities: Lessons from Seoul and Singapore



Source: Center for Liveable Cities & Seoul Institute, “Walkable and Bikeable Cities: Lessons from Seoul Korea and Singapore”

Follow  
APRSO



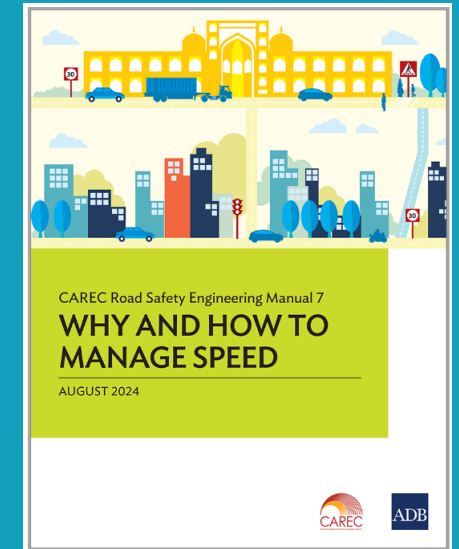


# ADB & Safer Walking and Cycling

- Key strategic priority on promotion of zero emission transport such as walking and cycling
- This aligns to ADB's commitment to:
  - Sustainable Development Goals
  - Paris Agreement
- Walking and cycling infrastructure integrated into a range of projects with an integrated view on safety, climate and sustainability



# Knowledge Resources

- ADB produces a range of knowledge products, guides and toolkits that can inform good practice adoption of safer walking and cycling infrastructure
- Asia Pacific Road Safety Observatory collates knowledge resources that include focus on walking and cycling from across the region



Follow  
APRSO



# ADB's Commitment

- Committed to supporting our member countries to invest in road safety, with a key focus on supporting safer walking and cycling



ADB is dedicated to making a tangible difference to save lives on roads across the region with an anticipated investment of \$2.3 billion available to our member countries over the next decade.

**Fatima Yasmin**

*ADB Vice-President for Sectors and Themes*



# Thank you

*Guilin, China*



Follow  
APRSO

